



## SUMMARY

- The official update

### PAGE 2


- How do you process your supplier invoices? Adopt WinEUR FLOX

### PAGE 4

- **IZI-CLIK:**  
New feature

### PAGE 5

- **THE 100 IMPROVEMENTS and NEW FEATURES of the official 2018 autumn update**



## The official update of the WinEUR software, 2018 autumn edition

We are pleased to inform you of the new features and improvements included in the next WinEUR 2018 autumn update.

### How do I get the update?

With the link that will enable the download of the latest version of your WinEUR software and that will be sent to you by email at the latest two weeks after this newsletter.

If you do not receive the email with the link, we recommend that you contact our Helpdesk:

- by phone at +41 22 309 39 77
- or by email sav@git.ch

The software update will enhance your applications with new features and improvements.

We strongly recommend you install the official update as soon as it is available and follow the installation instructions (access path).

# How do you process your supplier invoices ?

The images below should be a thing of the past !

Facture reçu le		
No. compte		
Contrôle mat.	Contrôle comptes	Responsable achat
Comptabilisé le		Bon à payer
Montant CHF		

«The future is always the son of the past.»  
Quote from Pierre-Simon Ballanche ;  
Antigone (1813)



Eliminate paper from the approval process of supplier invoices.



COMPTABILISÉ

Analysts agree that 80% of processing time of supplier invoices is taken up with their circulation between various departments involved in the process. Companies that have not yet automated this process often employ a greater number of people to manage the supplier payment cycle. In addition to being a considerable waste of time, manual processing often results in lost invoices or late payments. While it is essential to know at which stage of the approval process an invoice is and to be able to accelerate the payment of invoiced issued, particularly of major suppliers, processing supplier invoices manually offers little in terms of visibility and priority management.

Therefore, automating the processing of supplier invoices and the dematerialisation of these clearly becomes a necessity.

When the invoice validation process is managed by the **WinEUR FLOX** programme, buyers and their line managers automatically receive an electronic notification regarding the invoices they must approve. Regardless of the time or location, they can check these invoices, add comments or additional information, reject or forward for payment. Using a web-based solution to approve supplier invoices allows users to connect from computers, tablets and also mobile devices.

# Like TCS Geneva, adopt WinEUR FLOX, the programme to remotely approve invoices via Internet.



TCS Geneva, the Swiss Touring Club of Geneva, has been a user of the WinEUR software suite since 2007. A few months ago it adopted the **WinEUR FLOX** module, the programme to remotely approve invoices via the Internet.

TCS employees see the benefits of it every day, including

thanks to

- rules and management of multiple signatures,
- approval prior or after entry into accounting,
- the possibility of allocation in Great Ledger and analytic accounts by the approvers,
- or the automatic email reminder system.

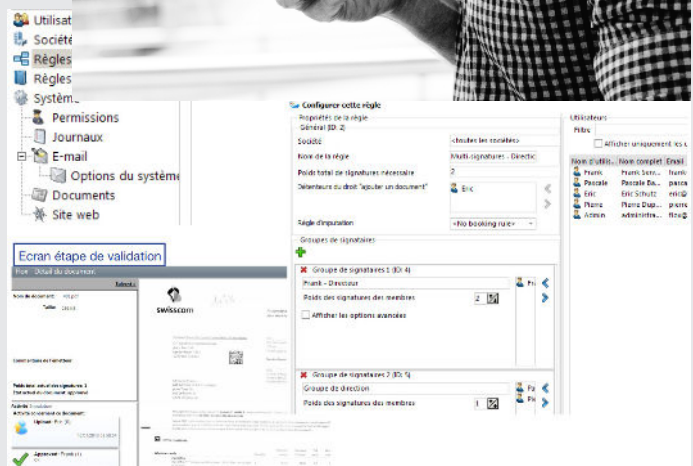

**WinEUR FLOX** or how to approve invoices remotely via the internet: no more forgotten invoices, suppliers paid on time and a considerable improvement in time management for everyone.

**WinEUR FLOX** is a remote invoice approval process based on the digitalisation of documents. This system is installed either on our SaaS server or in your offices locally. The WinEUR user, administrator of the system, digitalises incoming invoices and launches the approval process according to predetermined rules:

- rules on signatures,
- simple or multiple approvals,
- selection of invoices that enter an approval cycle.

## Highlights

Approval of invoice from any computer, mobile phone, tablet and browser. Management of an automatic or manual email reminder system. Option to keep records (Archiving). Users who approve invoices do not need to have the WinEUR app.



## IZI-CLIK: New feature

### Invoice breakdown:

There is a new option to breakdown an invoice **over several expense accounts** directly from the recognition programme. If the enter into accounting option is active in the recognition programme, it is now possible to add as many expense accounts as necessary by clicking on the button « Expense (+) ».

The screenshot shows the HOUDINI15 software interface for automatic invoice recognition. The main window displays an invoice from 1000ordi.ch with a total of 380.00. The interface includes a document list on the left, a central invoice preview with a table of items, and a right-hand panel for accounting entries. The accounting panel shows two 'Charge' entries with different expense accounts selected.

Type	Quantité	Unité	TC	Montant	TC	Montant	OT
Produit	001	00000	001	001	001	001	001
Produit	001	00000	001	001	001	001	001
Produit	001	00000	001	001	001	001	001

### Reminder of the IZI-CLICK module:

Works with WinEUR AP/AR and WinEUR ARCHIVE, this module enables the intelligent reading of supplier and client invoices in order to transmit them in accounting with a simplified intervention of the WinEUR user. It also allows tasks to be shared among the stakeholders according to their competencies.


**Highlights :** Saves time, reduces internal costs thanks to semi-automated processing, reduces processing errors through intelligent extraction of data...

### GENERAL

- Re-evaluation of multi-company changes, provide the option to export to excel the results of the revaluation for all companies.
- Newly added to the screen, a screen zoning parameter (zebra on data lists) one colour for the zoning of the companies list.
- Input of book entries, put on the « Information » button a green icon indicating that the account or AP/AR has either a memo or one of its generic fields has information.
- Multi-journal closing, new possibility for closing isolated journals (not general closing).
- Display of the list of companies in the systems administration, new possibility to display the reference currency and filter on this currency.

### GENERAL LEDGER

- New warning message when resuming the previous exercise when renumbering third-party or tax codes
- Import bookings, if an account with analysis by reference and reference configured by default, assignment of the value by default if the value is empty when importing.
- Printing out the balance sheet or P&L, new parameter to remove page breaks between two classes on the generated report.
- Diagnostic on a list of companies, new possibility to only action this for accounting.
- Permanent display of account movements in the input of book entries, addition of a second label line if the two label line option is activated.
- Print out of flat rate VAT statements, new setting to work on value-date when the company is configured with value date.
- Base file, GL accounts, new filter on accounts that have not been used since the specified fiscal year.
- Import of entries with choice of columns, now enter debit and credit amounts in original and reference currencies. Of course, these columns cannot be used with the old columns.
- Lettering of entries, added option to include the number of documents of the prior fiscal year on the list of entries to letter.



## AP/AR

- Import of invoices at balance of entry, new fields for VAT and condition of payment.
- Payment options, new option to print the label or labels of the invoice (concatenation of two labels if there are two labels).
- Import of invoices at balance of entry, new parameter for the date separator to be used..
- Payment options, addition of two new accounting choices, one by third-party booking, the other by invoice booking. The default choice remains a booking by payment option.
- Print the payment slip of an invoice, new option to select a different address to the first on of the AP/AR (same mechanism as with reminders).
- Reports by column on the journal, for a collective AP/AR account with detail of the balance on entry for lettering, look up information in the AP/AR lettering if it is activated.
- Payment option, new option so that when a user selects « grouping » when creating a payment proposal, the invoices with a payment slip reference number are excluded as those would be lost when generating the file.
- Import AP/AR with choice of column, addition of a « Frozen » column.
- Sending reminders to debtors, new possibility to insert in the reminder text the name of the third party or in the first two generic fields of the third party or in the generic memo.
- Registry of supplier invoices, in viewing mode, new option to display third-parties with the « Information » button.

## INVOICING

- Newly added invoice information in the import of third parties from the third-party data file.
- New option in the company settings so that control over the input period is active only for non-admin users.
- Added ability to distinguish a document numbering by type of transaction, thus all invoices of a given type will be numbered in one way and all the others in another way.
- New option in company settings « last client number » with a counter so that, when inserting a client, you can use the counter +1, example CLIENT1000, at the next insertion CLIENT1001.
- Check if the price of each line is not at zero when creating an invoice for TS from invoicing on projects.
- Report by column, new field for the 2nd part of the transaction number.
- Added archiving option on client offers (OFFC ).
- New ability to specify a tag or notation in the document numbering of the invoice, which enables the input of the month of the transaction (typically of the invoice).
- New ability to process several offers in the overall invoicing (already possible with invoices and other classic documents).
- Transfer in accounting, in the accounting log, newly added breakdown of amounts excluding tax by VAT rate (to know which amount is subject to which rate).
- In transfer in accounting, in the company filters to choose from, now use of access rights by user-group and company.
- New ability to copy-paste a client transaction between two exercises that have the same code.
- Creation of a new exercise, newly added message in the log for each step of processing (initial client, derived client...) to know where you are in case of an important volume of data.

- Added option "possibility to discount" in the invoicing section of the employee profile.
- Added to the progress bar the ability to forecast progress in the tasks bar (applied only if Window 7 or higher).
- Added ability to deactivate items.
- In the case of a transfer in accounting, if the accounting option « Selection of a single method of payment » is active, choice of the method of payment of the supplier invoice according to this parameter.
- Format editor of invoicing transactions, new index of the detail line, in the order of printing.
- Client transaction, new ability to personalise the titles of the fields memo 1 and memo 2.
- Added fast creation shortcuts in the menu of module Stock/Invoicing/Time-Sheets.
- Grouping of transactions, new filter on the « type of transaction code ».
- New ability to link a supplier transaction to a client order line by typing their number. It is then possible to consult it on the right side (bouton +).
- Printing of invoices, do not check if there is a numbering if a number is already registered on the invoice.
- Added ability, if a multi-deadline payment condition is set, to get the payment schedule of the invoice and also get as many payment slips as there are deadlines.
- Invoicing by type of third party, new option to not issue an invoice if there is already a preexisting invoice for the client, for the current year.
- New option to tick «normal item, to delete, to liquidate» in the item display.
- If the stocks option is enabled, possibility to delete a transaction if it contains only out-of-stock items.
- Reminders with a link to invoicing, provision of transaction note fields.
- New option to deduct a deposit from a deposit.
- Project invoicing: have the possibility to preview all draft invoices in one view.
- New company option to mask the type of sale checkbox (sample, gift, item) when entering a client transaction line to avoid any input error if the type of sale is not useful.
- New addition of all generic third party fields in mass emailing transactions and reminders.

## CONSOLIDATION

- Consolidation, in conversion mode from original currencies, new possibility to have a consolidation account in the currency of reference of the receiving company rather than in the currency of reference of the source company.

## IZI-CLIK

- Default values for import, new journal code for notes of credit.
- Expense note users, new possibility on the third-party file to deactivate it.
- WinEUR Expense notes, added option to enter the expense note user list on the method of payment references and expense note categories to specify which user has the right to use an expense note category or method of payment.
- Import of e-invoices generated from another company, if there are e-invoices to import, ensure the system asks the user at the beginning of the programme.
- Expense note category, new « Inclusive of tip » field to display or not on the mobile expense note application the tip field.

- Input of accounting information, offers the possibility to enter an analytical distribution key instead of the analytic account. When generating the pre-entry, this analytical key will be used to generate book entry lines.
- IZI-CLIK with multiple VAT numbers in AP/AR, initiate invoicing with third party's first VAT number.
- Pre-entry accounting, new option to adjust the date of book entries to the first date of the current period when the date of the booking entry is in a closed period.

## IZI-REPORT

- Newly added Time-Sheets formula in IZI-REPORT.
- New option, in a GL formula to select a filter on one or several analytic accounts.
- Insertion of the accounting plan, new possibility to select a list of accounts.
- New option to generate formulas from a balance sheet or P&L.

## STOCK

- New memo for stock items.
- Display items by stock, new quantity in CMDF as well as minimum set stock threshold.
- New option to generate formulas from a balance sheet or P&L.
- New option to not test the empty value of the exercise entry, in the TS entry line. Enables budget by project and empty exercise, therefore one budget per project.
- New possibility to view the item sheet from the stock sheet of the item.
- In a client transaction, right-click on the selected lines, pro-rata, enables pro-rata calculation on the unit price, to invoice 2 months on initial 12 months for example.

## TIME-SHEETS

- Blocked input of TS in previous exercises if there is already a more recent exercise.
- Automatic calculation of the expense line in invoicing on projects (option of the project):
  - New option to select an item for 2018 disbursements at 7.7%
  - Calculation of a line on tax exclusive fees of 2017 TS, with the tax code at 7.7%
  - Calculation of a line on tax exclusive fees of 2018 TS, with the tax code at 8%.
- When option "associate services to projects" is active, new ability to attribute a list of services to a list of projects.
- Database, new "active" column on services.
- New possibility to save and reload predefined texts, in the transaction lines of time-sheets.
- Input of time-sheets, new launching parameter so that input is positioned on the current day.
- New filter on the op manager in invoicing of projects.
- New possibility to define services associated to a project as default services. So that when starting a new project, the default services will appear.
- New box to select the Time-Sheets project in a supplier transaction line, if Time-Sheets option. This allows to tie into a given project, for statistical use only, an expense entailed by a supplier transaction.



- New option to archive a document for a time-sheet transaction.
- New control to prevent the setting of the same WinEUR login by two different employees.
- New price by currency, in Tme-Sheet services.

## AP/AR

- ISO migration tool, new drop-down list to initiate cost sharing when information not entered at the source.
- Payment proposal with filter on an expense type of collective account, offers a new method of payment »Paid with wages«.
- When this method is selected, the file that will be generated will be an excel file of salary import with the RubNF item number.
- In payroll, it will be necessary to configure in company settings the reimbursement item number that should be used when importing the reimbursement of expenses to be specified on the payslip. «
- New AP/AR option «delete frozen accounts» that enable the deletion of frozen accounts one at a time or from mass deletion of AP/AR.
- Collection from a payment slip, when the invoice number is not found and that the AP/AR in the payment slip reference exists, display the AP/AR on the list of payment slip collection to help the user find the invoice.
- AP/AR sheet, new email3 field to have a greater number of default recipients per account.

## ANALYTIC

- Reports in lines, on lines of analytic nature, new option by contextual menu with two lines that can be ticked: analytic account default label, GL account default label.

## TITLES

- Set up of mechanisms to create EP3 statement for management of CALL and PUT.
- Revaluation of securities, if a revaluation is requested out of the securities accounts, ability to make a comprehensive book entry.
- Print out of balance sheets, new option to break down securities collective accounts by currency.

## CRM

- New feature which allows for the import of addresses from the CRM by transferring selected columns.



**IT Services**  
www.git-it.ch

GIT-IT, the IT service company will soon have its own newsletter.



IT management and maintenance is important on a daily basis.  
Do not worry about your IT, that is what GIT-IT is here for !  
You have a question, an issue ? Call us ! Our technicians are here to help !  
+41 22 566 42 00 info@git-it.ch

The entire GIT S.A. team thanks you for your trust.  
We look forward to getting back in touch in October

**A question? Need more information?  
Contact customer support!**

Vicente Gonzalez - Jean-Richard Sala

Tel. +41 22 309 39 88  
ventes@git.ch

Credit: photos : FOTOLIA