



# GIT Console Applications

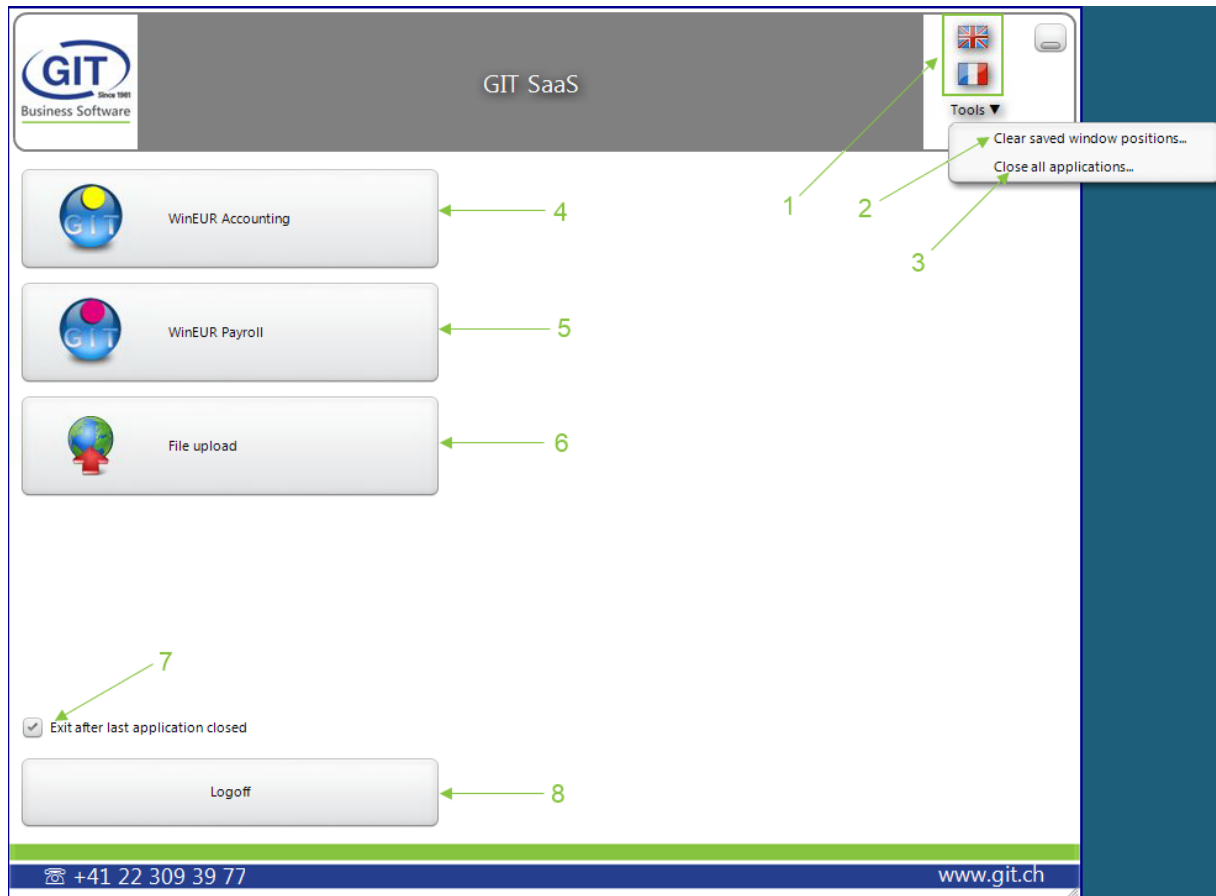
SaaS – ASP4Experts

## Summary

Summary.....	2
Getting started.....	3
SaaS Console .....	3
Open windows .....	4
Tray notification icon.....	4
Concurrent session limit.....	4

## Getting started

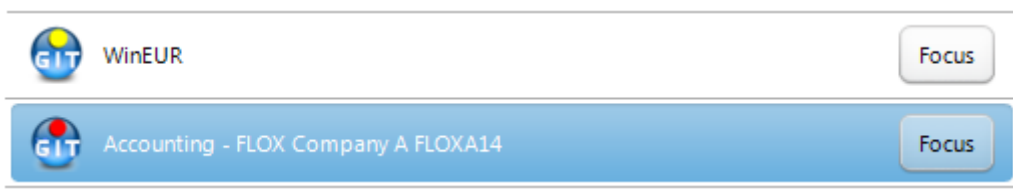
### SaaS Console



- 1. English, French :** Choose the language of the console.
- 2. Clear saved window positions :** This functionality allows to reset all WinEUR windows positions. You need to close all windows before using this functionality.
- 3. Close all applications :** Close all of your WinEUR opened applications.
- 4. WinEUR Accounting :** Launch your WinEUR Accounting.
- 5. WinEUR Payroll :** Launch your WinEUR Payroll.
- 6. File Upload :** Open a new browser window to upload files on your SaaS Account.
- 7. Exit after last application closed :** If this option is enabled, your session will be disconnected when exiting WinEUR.
- 8. Logoff :** Disconnect the session manually.

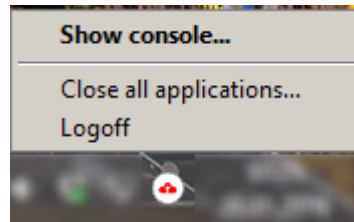
## Open windows

When launching an application, its name is displayed on the SaaS application Console. You can then display the desired application window by clicking on the *Focus* button.



## Tray notification icon

On your tray area, just next to the clock, you will find the GIT SaaS Console icon. You can either show the console, close all applications or make a logoff.



## Concurrent session limit

The following message indicates that your simultaneous concurrent sessions limit is reached.

